

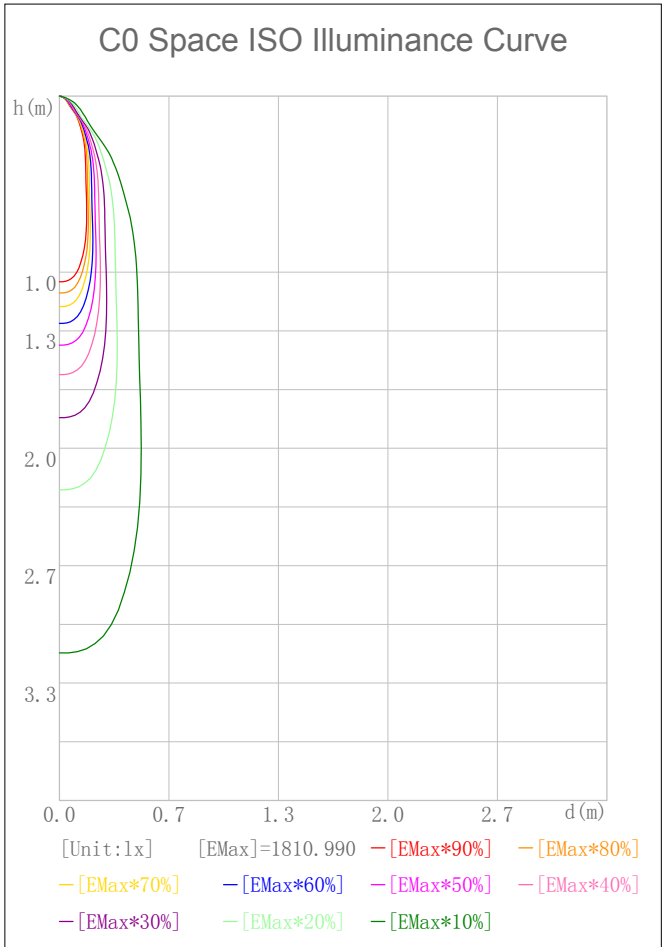
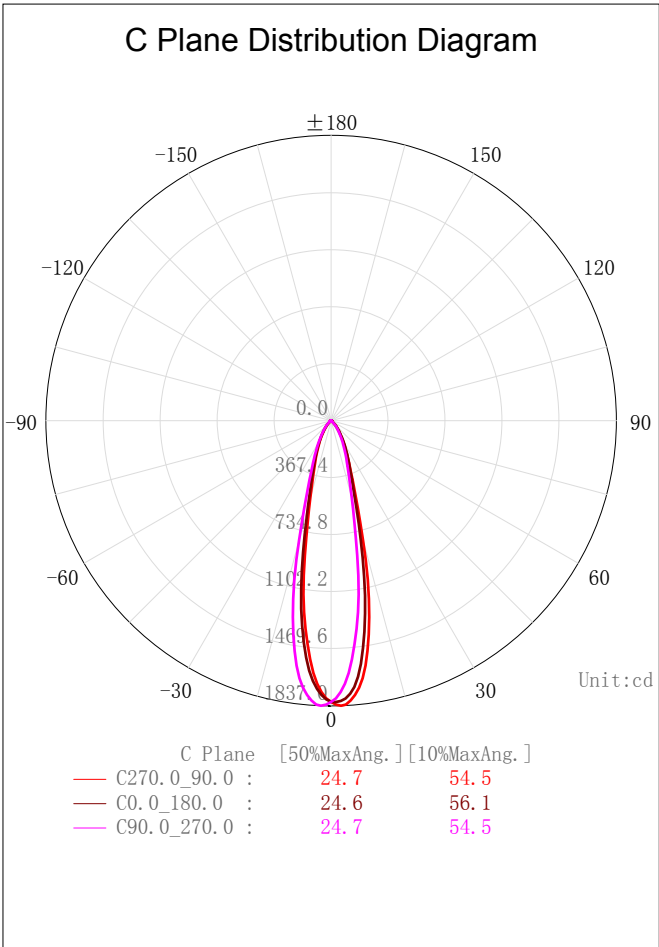
Indoor Luminaire Photometric Data

Description Information

Luminary Name: DL52-06-DW-04 2000K-3000K RA95 24D	Lum. Catalog:	Test ID: 01
Lamp Name:	Lamp Catalog: LED	Test Date: 2021/11/11
Manufacture: Shenzhen Norming Lighting Co., Ltd	Shld. Ang(°):	Test Machine:GON-2000
Test Lab: Quality Department	Frequency (Hz):	Lamp CCT (K): Ra:
Lum. Size (W*L*H):0.038m*0.038m*0.000m	Lum. Area (m2):0.001	Lum. W (kg): 0.000
Test System: C, γ	Test Step: C=90.0 γ=1.0	Temp. (°C): 25
		Humidity(%): 50.0

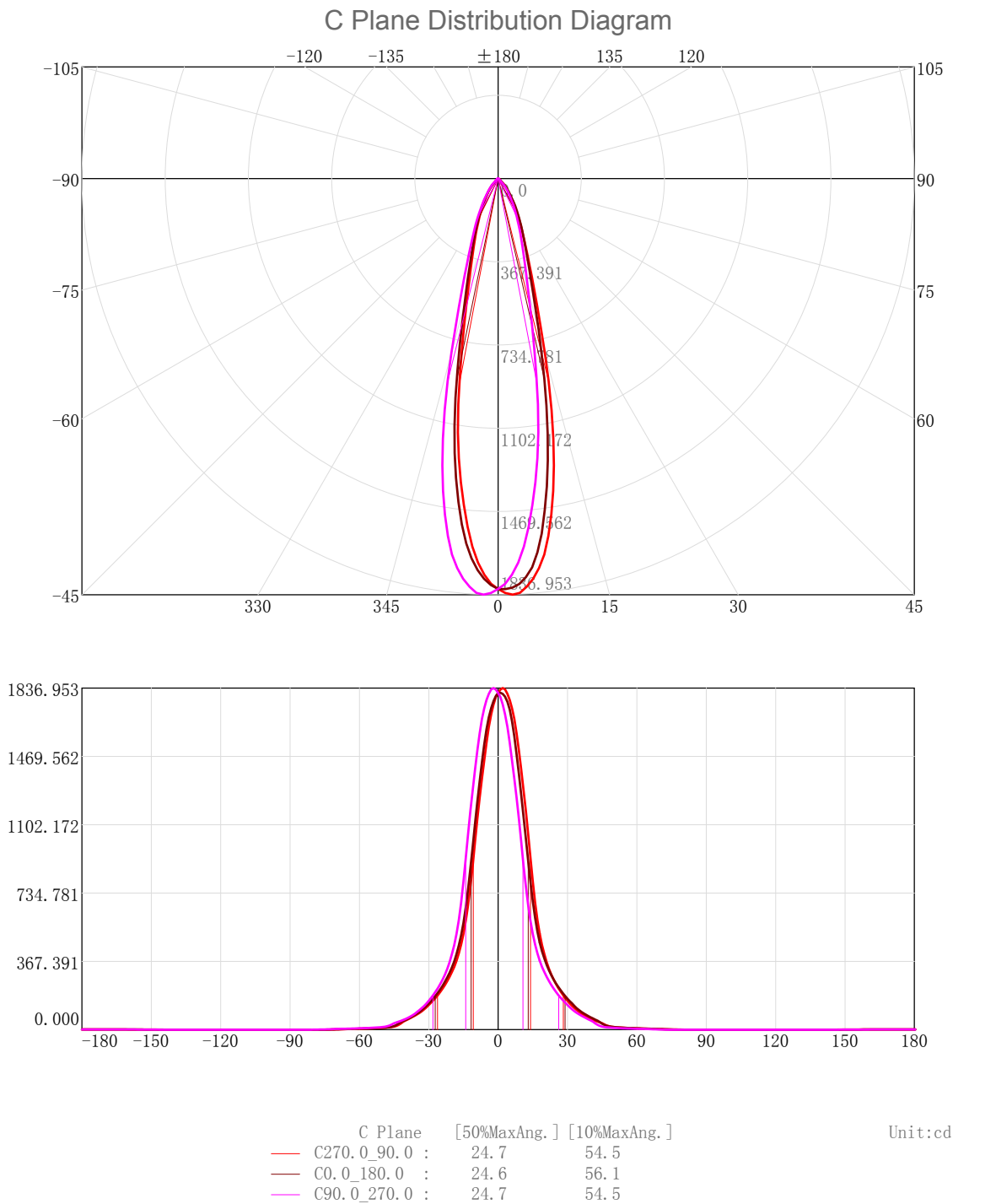
Character Parameter

Lamp Speciality Parameter	Luminaire Speciality Parameter	
Rated Flux(lm): 530.090	Luminary Flux(lm): 530.091	Field Angle(10%Imax): 54.5(°)
Rated Power(W):	Luminary Efficiency: 100.00%	Down Lumens&Percent: 529.008lm 99.80%
Rated Voltage(V):	Luminary EER(lm/W): 62.393	Up Lumens&Percent: 1.083lm 0.20%
Tested Power(W): 8.496	Max. Candela(cd): 1836.953	S/MH: C0_a180=0.419 C90_270=0.425
Lamps' Inside: 1	Max Cand@Ang. (°): C=270.0 γ=2.0	CIE Type: Semi-Direct
Tested Electrics (V, A, pf):241.2, 0.039, 0.890	Beam Angle(50%Imax): 24.7(°)	ErP ϕ use(90°): 491.258lm
Lamp Size (W*L*H):0.038m*0.038m*0.000m	Left=-10.7°, Right=14.0°	IRF(%): 714.492



2D Plane Light Intensity Distribution Curve

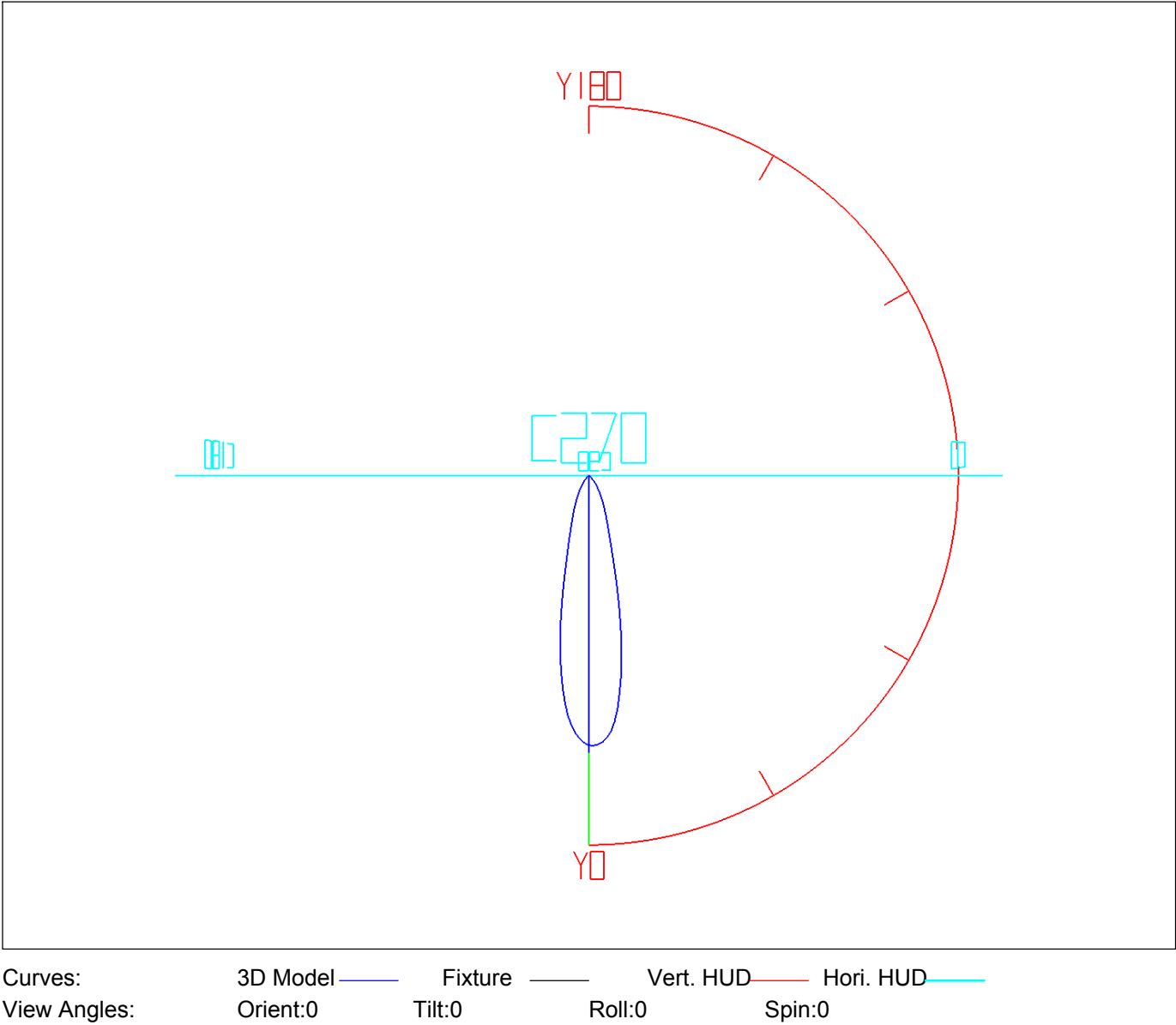
Lum. Name: DL52-06-DW-04 2000K-3000K RA95 24D	Lum. Catelog:	Test ID: 01
Lamp Name:	Lamp Catalog: LED	Test Lab: Quality Deparment
Manufacture: Shenzhen Norming Lighting Co., Ltd	Test Machine:GON-2000	Test Date: 2021/11/11



3D Light Intensity Distribution Modal

Lum. Name:DL52-06-DW-04 2000K-3000K RA95 24D	Lum. Catelog:	Test ID:01
Lamp Name:	Lamp Catelog:LED	Test Lab:Quality Deparment
Manufacture:Shenzhen Norming Lighting Co., Ltd	Test Machine:GON-2000	Test Date:2021/11/11

3D Light Intensity Distribution Modal



Zonal Flux Tabulation

Zone(γ)	Zone Flux (lm)	Sums Flux (lm)	Zone%Lamp	Sums%Lamp	Zone(γ)	Zone Flux (lm)	Sums Flux (lm)	Zone%Lamp	Sums%Lamp
0.0-1.0	1.73	1.73	0.33	0.33	47.0-48.0	1.32	513.14	0.25	96.80
1.0-2.0	5.16	6.89	0.97	1.30	48.0-49.0	1.18	514.32	0.22	97.02
2.0-3.0	8.50	15.39	1.60	2.90	49.0-50.0	1.09	515.41	0.21	97.23
3.0-4.0	11.65	27.04	2.20	5.10	50.0-51.0	1.02	516.42	0.19	97.42
4.0-5.0	14.55	41.59	2.75	7.85	51.0-52.0	0.96	517.38	0.18	97.60
5.0-6.0	17.11	58.70	3.23	11.07	52.0-53.0	0.90	518.28	0.17	97.77
6.0-7.0	19.25	77.94	3.63	14.70	53.0-54.0	0.85	519.14	0.16	97.93
7.0-8.0	20.91	98.86	3.94	18.65	54.0-55.0	0.81	519.94	0.15	98.09
8.0-9.0	22.06	120.91	4.16	22.81	55.0-56.0	0.76	520.71	0.14	98.23
9.0-10.0	22.66	143.57	4.28	27.08	56.0-57.0	0.73	521.44	0.14	98.37
10.0-11.0	22.70	166.28	4.28	31.37	57.0-58.0	0.69	522.13	0.13	98.50
11.0-12.0	22.23	188.51	4.19	35.56	58.0-59.0	0.66	522.79	0.12	98.62
12.0-13.0	21.37	209.88	4.03	39.59	59.0-60.0	0.63	523.41	0.12	98.74
13.0-14.0	20.24	230.13	3.82	43.41	60.0-61.0	0.59	524.01	0.11	98.85
14.0-15.0	18.96	249.09	3.58	46.99	61.0-62.0	0.56	524.56	0.11	98.96
15.0-16.0	17.67	266.76	3.33	50.32	62.0-63.0	0.53	525.09	0.10	99.06
16.0-17.0	16.48	283.24	3.11	53.43	63.0-64.0	0.50	525.59	0.09	99.15
17.0-18.0	15.44	298.68	2.91	56.35	64.0-65.0	0.47	526.06	0.09	99.24
18.0-19.0	14.56	313.24	2.75	59.09	65.0-66.0	0.44	526.50	0.08	99.32
19.0-20.0	13.79	327.03	2.60	61.69	66.0-67.0	0.41	526.91	0.08	99.40
20.0-21.0	13.11	340.13	2.47	64.16	67.0-68.0	0.38	527.29	0.07	99.47
21.0-22.0	12.50	352.63	2.36	66.52	68.0-69.0	0.33	527.63	0.06	99.54
22.0-23.0	11.94	364.57	2.25	68.77	69.0-70.0	0.29	527.91	0.05	99.59
23.0-24.0	11.40	375.97	2.15	70.93	70.0-71.0	0.24	528.16	0.05	99.64
24.0-25.0	10.89	386.86	2.05	72.98	71.0-72.0	0.20	528.35	0.04	99.67
25.0-26.0	10.39	397.25	1.96	74.94	72.0-73.0	0.16	528.51	0.03	99.70
26.0-27.0	9.89	407.14	1.87	76.81	73.0-74.0	0.13	528.64	0.02	99.73
27.0-28.0	9.40	416.54	1.77	78.58	74.0-75.0	0.10	528.74	0.02	99.74
28.0-29.0	8.90	425.45	1.68	80.26	75.0-76.0	0.08	528.81	0.01	99.76
29.0-30.0	8.42	433.86	1.59	81.85	76.0-77.0	0.06	528.87	0.01	99.77
30.0-31.0	7.93	441.79	1.50	83.34	77.0-78.0	0.04	528.91	0.01	99.78
31.0-32.0	7.45	449.25	1.41	84.75	78.0-79.0	0.03	528.95	0.01	99.78
32.0-33.0	6.97	456.21	1.31	86.06	79.0-80.0	0.03	528.98	0.00	99.79
33.0-34.0	6.50	462.71	1.23	87.29	80.0-81.0	0.02	528.99	0.00	99.79
34.0-35.0	6.06	468.76	1.14	88.43	81.0-82.0	0.01	529.00	0.00	99.79
35.0-36.0	5.64	474.40	1.06	89.49	82.0-83.0	0.00	529.01	0.00	99.80
36.0-37.0	5.25	479.65	0.99	90.48	83.0-84.0	0.00	529.01	0.00	99.80
37.0-38.0	4.88	484.52	0.92	91.40	84.0-85.0	0.00	529.01	0.00	99.80
38.0-39.0	4.53	489.05	0.85	92.26	85.0-86.0	0.00	529.01	0.00	99.80
39.0-40.0	4.19	493.24	0.79	93.05	86.0-87.0	0.00	529.01	0.00	99.80
40.0-41.0	3.85	497.09	0.73	93.77	87.0-88.0	0.00	529.01	0.00	99.80
41.0-42.0	3.48	500.57	0.66	94.43	88.0-89.0	0.00	529.01	0.00	99.80
42.0-43.0	3.07	503.63	0.58	95.01	89.0-90.0	0.00	529.01	0.00	99.80
43.0-44.0	2.63	506.26	0.50	95.51	90.0-91.0	0.00	529.01	0.00	99.80
44.0-45.0	2.20	508.46	0.42	95.92	91.0-92.0	0.00	529.01	0.00	99.80
45.0-46.0	1.83	510.29	0.34	96.26	92.0-93.0	0.00	529.01	0.00	99.80
46.0-47.0	1.53	511.82	0.29	96.55	93.0-94.0	0.00	529.01	0.00	99.80

IES Indoor Report

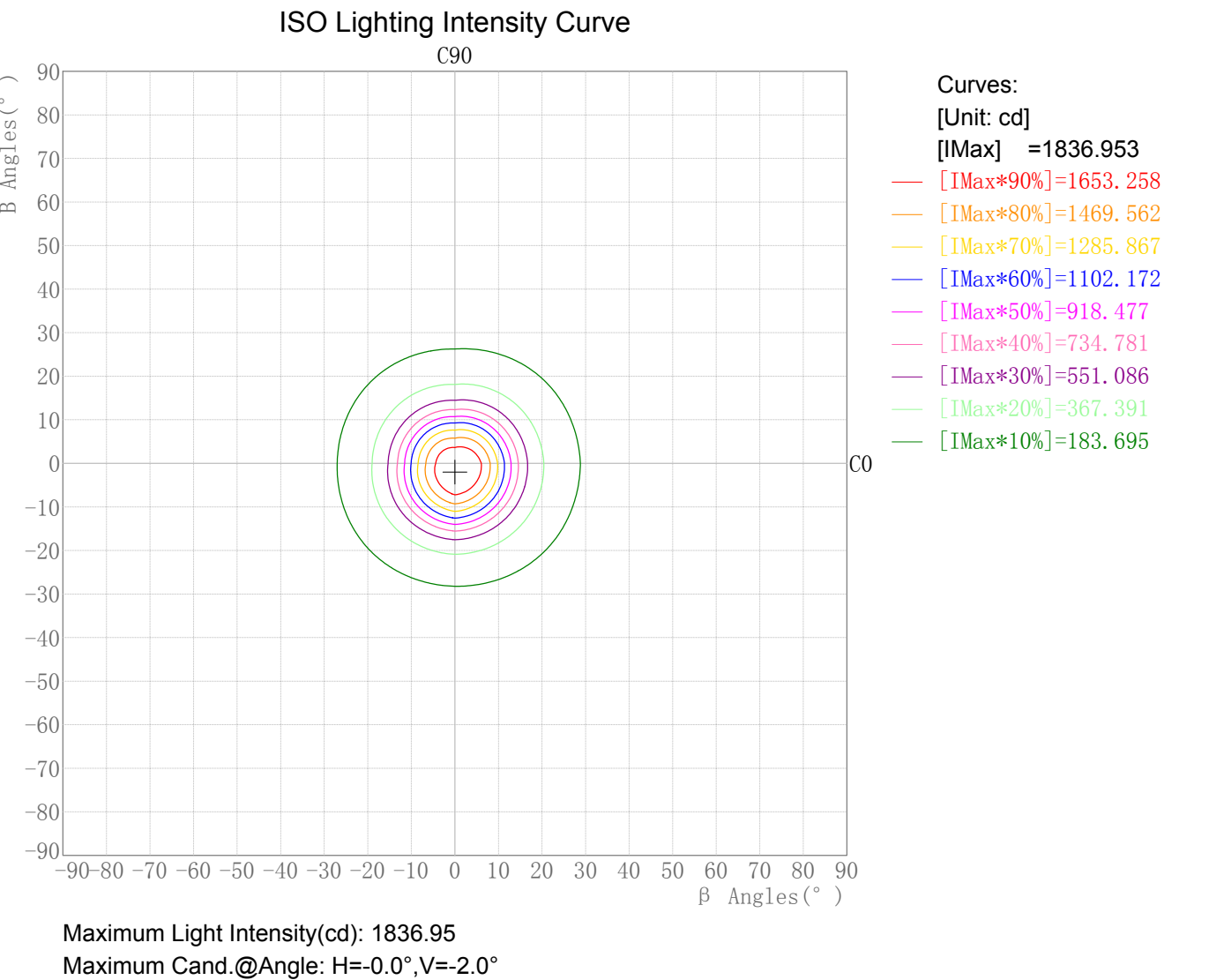
Photometric Filename:DL52-06-DW-04 2000K-3000K RA95 24D.IES

Zonal Flux Tabulation - (Cont.)

Zone(γ)	Zone Flux (lm)	Sums Flux (lm)	Zone%Lamp	Sums%Lamp	Zone(γ)	Zone Flux (lm)	Sums Flux (lm)	Zone%Lamp	Sums%Lamp
94.0-95.0	0.00	529.01	0.00	99.80	141.0-142.0	0.00	529.01	0.00	99.80
95.0-96.0	0.00	529.01	0.00	99.80	142.0-143.0	0.00	529.01	0.00	99.80
96.0-97.0	0.00	529.01	0.00	99.80	143.0-144.0	0.00	529.01	0.00	99.80
97.0-98.0	0.00	529.01	0.00	99.80	144.0-145.0	0.01	529.02	0.00	99.80
98.0-99.0	0.00	529.01	0.00	99.80	145.0-146.0	0.01	529.04	0.00	99.80
99.0-100.0	0.00	529.01	0.00	99.80	146.0-147.0	0.02	529.06	0.00	99.81
100.0-101.0	0.00	529.01	0.00	99.80	147.0-148.0	0.03	529.08	0.00	99.81
101.0-102.0	0.00	529.01	0.00	99.80	148.0-149.0	0.03	529.11	0.01	99.82
102.0-103.0	0.00	529.01	0.00	99.80	149.0-150.0	0.03	529.15	0.01	99.82
103.0-104.0	0.00	529.01	0.00	99.80	150.0-151.0	0.04	529.19	0.01	99.83
104.0-105.0	0.00	529.01	0.00	99.80	151.0-152.0	0.04	529.23	0.01	99.84
105.0-106.0	0.00	529.01	0.00	99.80	152.0-153.0	0.04	529.27	0.01	99.85
106.0-107.0	0.00	529.01	0.00	99.80	153.0-154.0	0.04	529.31	0.01	99.85
107.0-108.0	0.00	529.01	0.00	99.80	154.0-155.0	0.05	529.36	0.01	99.86
108.0-109.0	0.00	529.01	0.00	99.80	155.0-156.0	0.05	529.41	0.01	99.87
109.0-110.0	0.00	529.01	0.00	99.80	156.0-157.0	0.05	529.45	0.01	99.88
110.0-111.0	0.00	529.01	0.00	99.80	157.0-158.0	0.05	529.50	0.01	99.89
111.0-112.0	0.00	529.01	0.00	99.80	158.0-159.0	0.05	529.55	0.01	99.90
112.0-113.0	0.00	529.01	0.00	99.80	159.0-160.0	0.05	529.59	0.01	99.91
113.0-114.0	0.00	529.01	0.00	99.80	160.0-161.0	0.04	529.64	0.01	99.91
114.0-115.0	0.00	529.01	0.00	99.80	161.0-162.0	0.04	529.68	0.01	99.92
115.0-116.0	0.00	529.01	0.00	99.80	162.0-163.0	0.04	529.72	0.01	99.93
116.0-117.0	0.00	529.01	0.00	99.80	163.0-164.0	0.04	529.76	0.01	99.94
117.0-118.0	0.00	529.01	0.00	99.80	164.0-165.0	0.04	529.80	0.01	99.95
118.0-119.0	0.00	529.01	0.00	99.80	165.0-166.0	0.04	529.84	0.01	99.95
119.0-120.0	0.00	529.01	0.00	99.80	166.0-167.0	0.03	529.87	0.01	99.96
120.0-121.0	0.00	529.01	0.00	99.80	167.0-168.0	0.03	529.91	0.01	99.97
121.0-122.0	0.00	529.01	0.00	99.80	168.0-169.0	0.03	529.94	0.01	99.97
122.0-123.0	0.00	529.01	0.00	99.80	169.0-170.0	0.03	529.96	0.01	99.98
123.0-124.0	0.00	529.01	0.00	99.80	170.0-171.0	0.02	529.99	0.00	99.98
124.0-125.0	0.00	529.01	0.00	99.80	171.0-172.0	0.02	530.01	0.00	99.98
125.0-126.0	0.00	529.01	0.00	99.80	172.0-173.0	0.02	530.03	0.00	99.99
126.0-127.0	0.00	529.01	0.00	99.80	173.0-174.0	0.02	530.05	0.00	99.99
127.0-128.0	0.00	529.01	0.00	99.80	174.0-175.0	0.01	530.06	0.00	99.99
128.0-129.0	0.00	529.01	0.00	99.80	175.0-176.0	0.01	530.07	0.00	100.00
129.0-130.0	0.00	529.01	0.00	99.80	176.0-177.0	0.01	530.08	0.00	100.00
130.0-131.0	0.00	529.01	0.00	99.80	177.0-178.0	0.01	530.09	0.00	100.00
131.0-132.0	0.00	529.01	0.00	99.80	178.0-179.0	0.00	530.09	0.00	100.00
132.0-133.0	0.00	529.01	0.00	99.80	179.0-180.0	0.00	530.09	0.00	100.00
133.0-134.0	0.00	529.01	0.00	99.80					
134.0-135.0	0.00	529.01	0.00	99.80					
135.0-136.0	0.00	529.01	0.00	99.80					
136.0-137.0	0.00	529.01	0.00	99.80					
137.0-138.0	0.00	529.01	0.00	99.80					
138.0-139.0	0.00	529.01	0.00	99.80					
139.0-140.0	0.00	529.01	0.00	99.80					
140.0-141.0	0.00	529.01	0.00	99.80					

Rectangle ISO Lighting Intensity Diagram

Lum. Name: DL52-06-DW-04 2000K-3000K RA95 24D	Lum. Catalog:	Test ID: 01
Lamp Name:	Lamp Catalog: LED	Test Lab: Quality Department
Manufacture: Shenzhen Norming Lighting Co., Ltd	Test Machine:GON-2000	Test Date: 2021/11/11



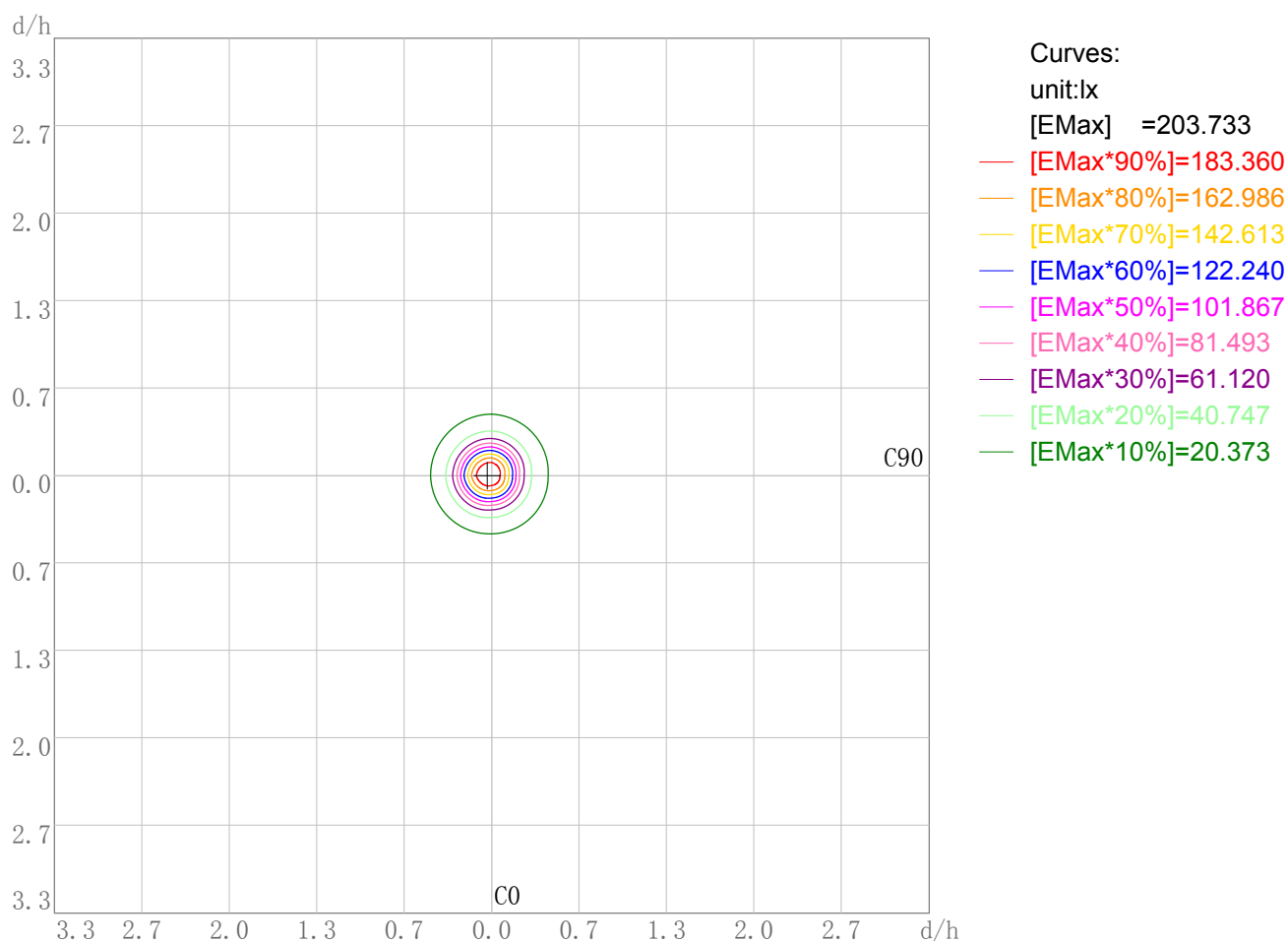
IES Indoor Report

Photometric Filename:DL52-06-DW-04 2000K-3000K RA95 24D.IES

Plane ISO-Illuminance Diagram

Lum. Name: DL52-06-DW-04 2000K-3000K RA95 24D	Lum. Catalog:	Test ID: 01
Lamp Name:	Lamp Catalog: LED	Test Lab: Quality Department
Manufacture: Shenzhen Norming Lighting Co., Ltd	Test Machine:GON-2000	Test Date: 2021/11/11

Plane ISO-Illuminance Curve



Working Plane Luminaire Mounting Height(m): 3.00

Working Plane Maximum Illuminance(lx): 203.73

Working Plane Maximum Illuminance Position(d/h):H-0.0 V-0.0

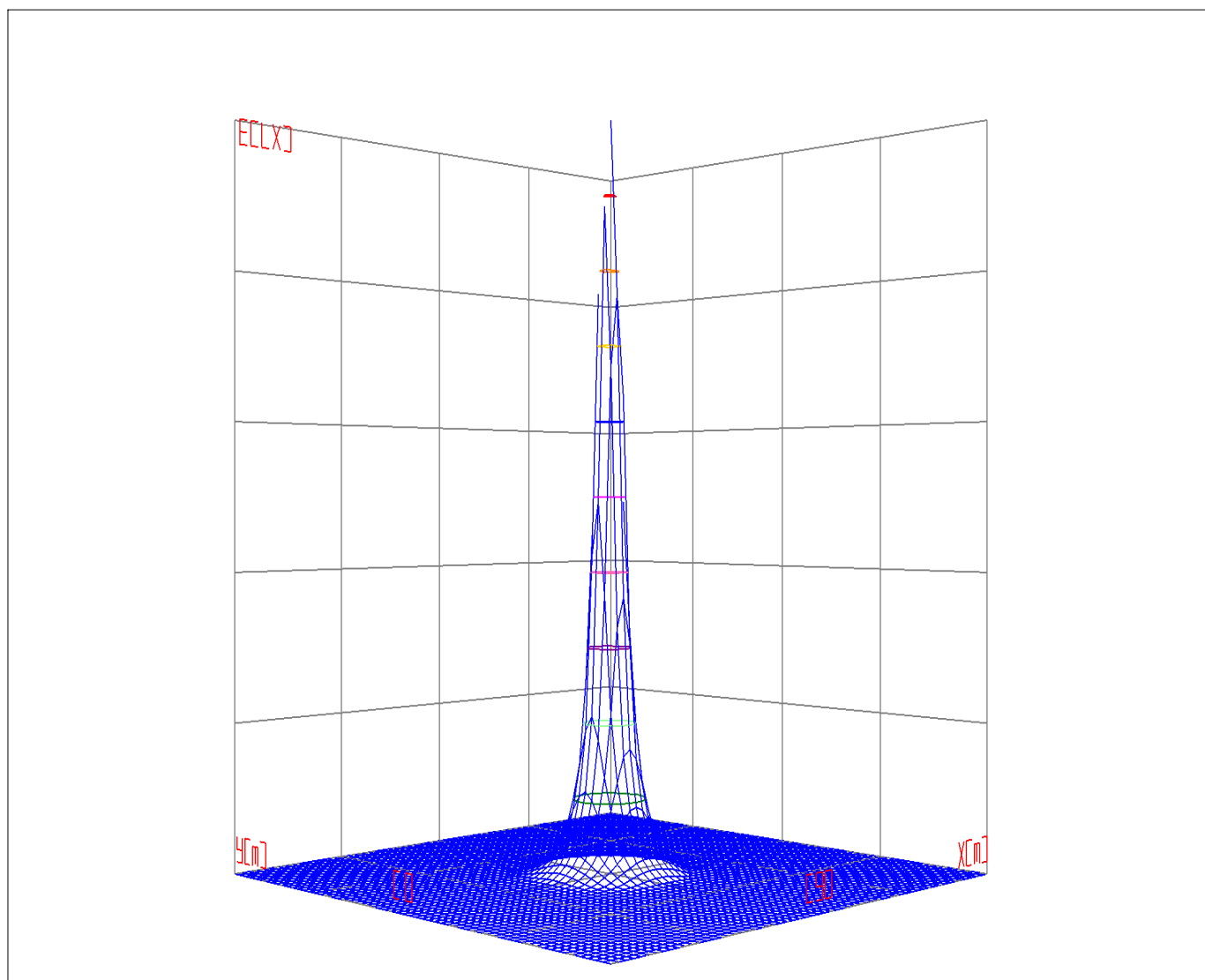
IES Indoor Report

Photometric Filename:DL52-06-DW-04 2000K-3000K RA95 24D.IES

3D Plane ISO Illuminance Diagram

Lum. Name: DL52-06-DW-04 2000K-3000K RA95 24D	Lum. Catalog:	Test ID: 01
Lamp Name:	Lamp Catalog: LED	Test Lab: Quality Department
Manufacture: Shenzhen Norming Lighting Co., Ltd	Test Machine:GON-2000	Test Date: 2021/11/11

3D Plane Illuminance Modal



Curves: 3D Model — 90% — 80% — 70% — 60% — 50% — 40% — 30% — 20% — 10% —
View Angles(deg): 0 Height(m): 3.0 Distance(m): 10.0

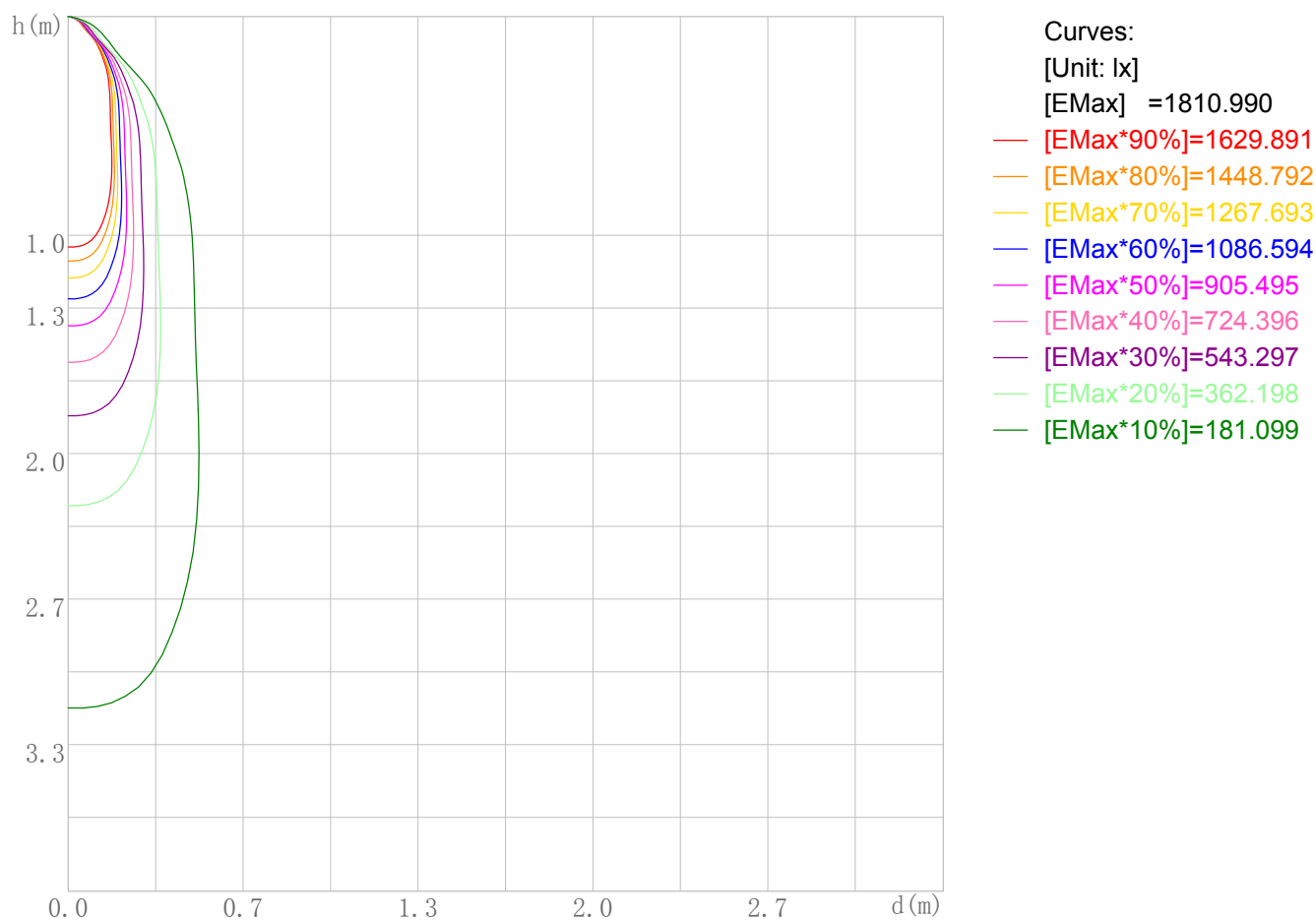
IES Indoor Report

Photometric Filename:DL52-06-DW-04 2000K-3000K RA95 24D.IES

Space ISO Illuminance Diagram

Lum. Name: DL52-06-DW-04 2000K-3000K RA95 24D	Lum. Catalog:	Test ID: 01
Lamp Name:	Lamp Catalog: LED	Test Lab: Quality Department
Manufacture: Shenzhen Norming Lighting Co., Ltd	Test Machine:GON-2000	Test Date: 2021/11/11

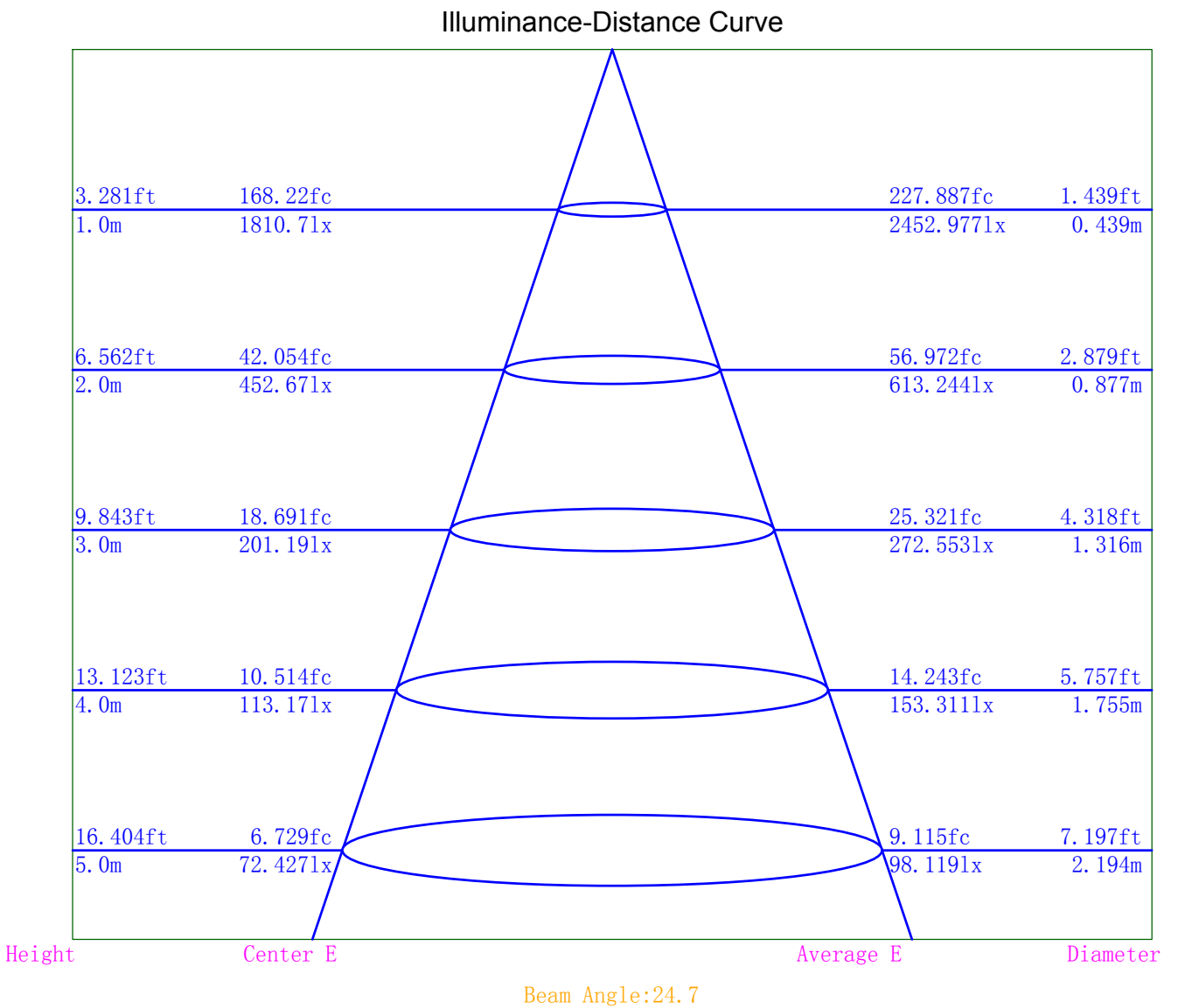
Space ISO Illuminance Curve



Space Plane Maximum Illuminance and @Angle:1810.99lx,1.0deg
Plane Maximum Lighting Intensity and @Angle:1811.818cd,0deg

Illuminance-Distance Diagram

Lum. Name:DL52-06-DW-04 2000K-3000K RA95 24D	Lum. Catalog:	Test ID:01
Lamp Name:	Lamp Catalog: LED	Test Lab: Quality Deparment
Manufacture: Shenzhen Norming Lighting Co., Ltd	Test Machine:GON-2000	Test Date: 2021/11/11



Indoor Luminance Limiting Curves

Lum. Name: DL52-06-DW-04 2000K-3000K RA95 24D	Lum. Catalog:	Test ID: 01
Lamp Name:	Lamp Catalog: LED	Test Lab: Quality Department
Manufacture: Shenzhen Norming Lighting Co., Ltd	Test Machine:GON-2000	Test Date: 2021/11/11

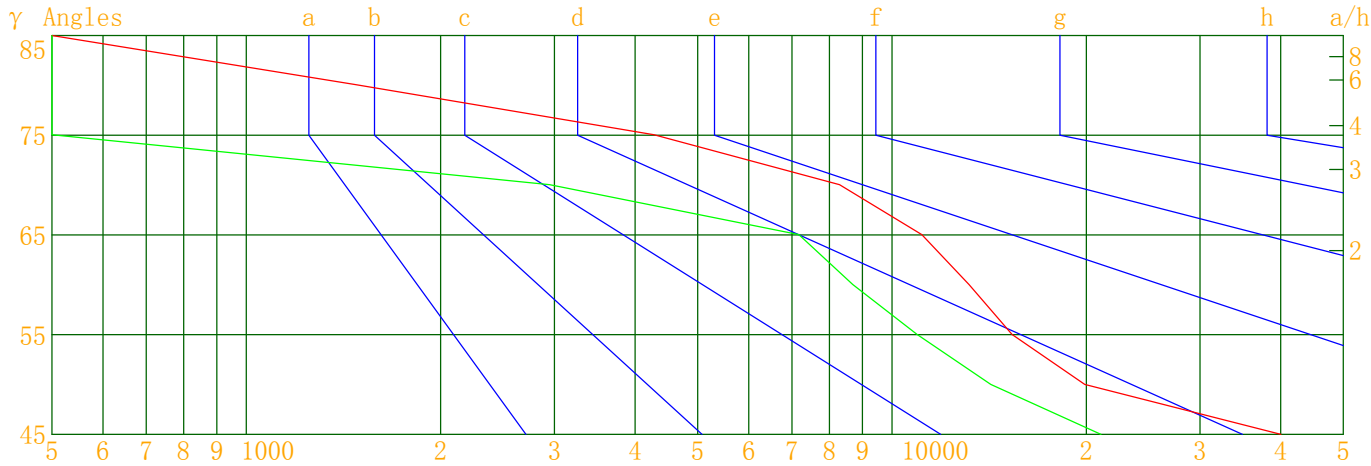
Glare Grade Table

GI	Quality	Using Illuminance							
1.15	A	2000	1000	500	<=300				
1.5	B		2000	1000	500	<=300			
1.85	C			2000	1000	500	<=300		
2.2	D				2000	1000	500	<=300	
2.55	E	a				2000	1000	500	<=300
			b	c	d	e	f	g	h

Luminance Table

Gama(deg)	45	50	55	60	65	70	75	80	85
C0	40014	19892	15344	13164	11123	8296	4279	1483	0
C90	21071	14222	10938	8694	7173	2949	0	0	0

Luminance Limiting Curve



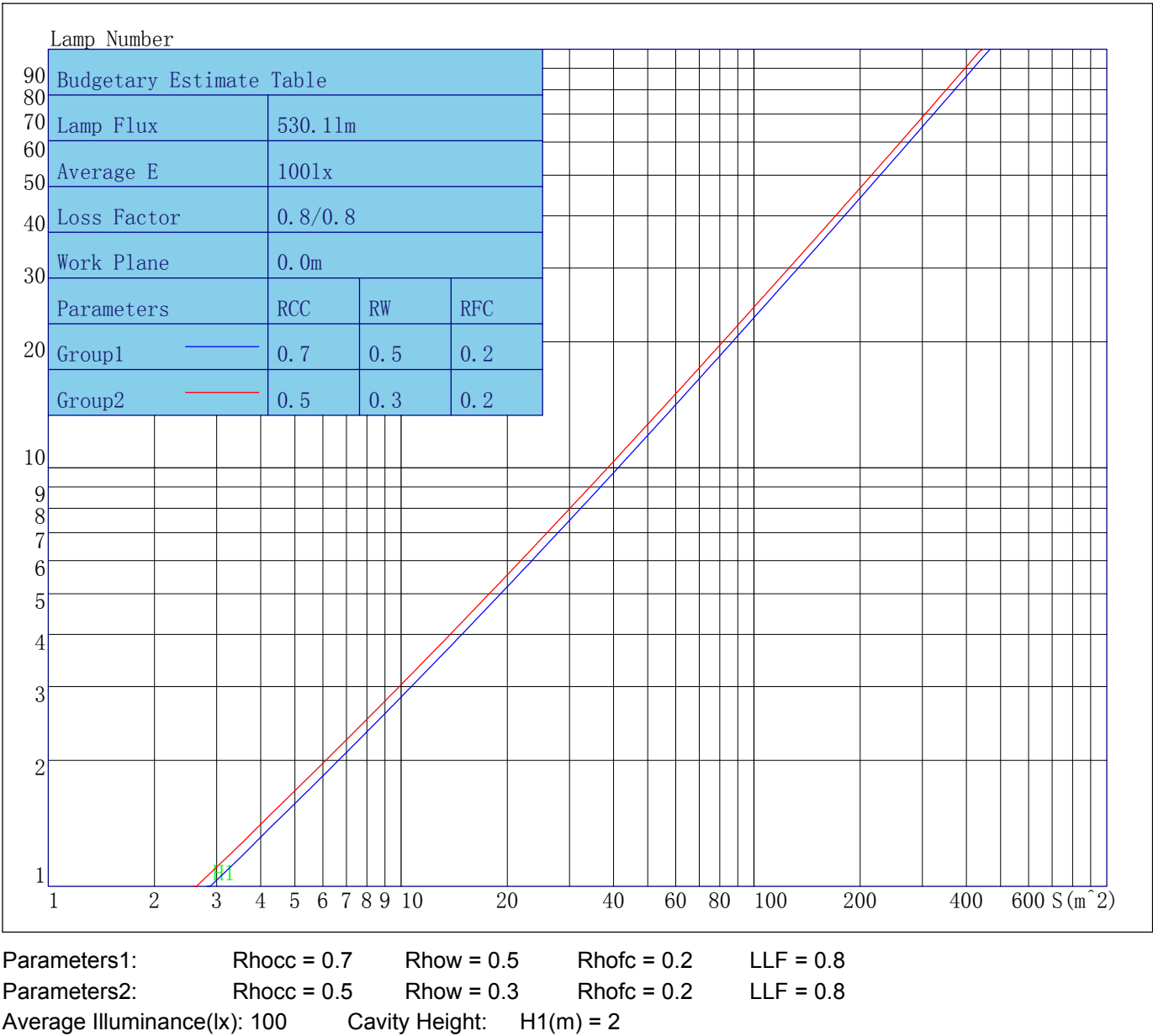
Luminous Size: Length(m)=-0.038 Width(m)=-0.038 Height(m)=0.000 Area(m^2)=0.001134

Luminous Type: Without Luminous Side

Luminous Curves: C0-C180 Color: C90-C270 Color:

Indoor Budgetary Estimate Table

Lum. Name: DL52-06-DW-04 2000K-3000K RA95 24D	Lum. Catalog:	Test ID: 01
Lamp Name:	Lamp Catalog: LED	Test Lab: Quality Department
Manufacture: Shenzhen Norming Lighting Co., Ltd	Test Machine:GON-2000	Test Date: 2021/11/11



Indoor Coefficient of Utilization Table

Lum. Name:DL52-06-DW-04 2000K-3000K RA95 24D	Lum. Catelog:	Test ID:01
Lamp Name:	Lamp Catelog:LED	Test Lab:Quality Deparment
Manufacture:Shenzhen Norming Lighting Co., Ltd	Test Machine:GON-2000	Test Date:2021/11/11

Coefficients of Utilization - Zonal Cavity Method																		
Coef.	Effective Floor Cavity Reflectance RFC=0.20																	
RhoCC (%)	80				70				50			30			10			0
RhoW (%)	70	50	30	10	70	50	30	10	50	30	10	50	30	10	50	30	10	0
RCR	Coefficient of Utilization(%)																	
0	119	119	119	119	116	116	116	116	111	111	111	106	106	106	102	102	102	100
1	114	112	110	108	112	110	108	106	106	104	103	102	101	99	98	97	97	95
2	110	105	102	99	107	104	100	98	100	98	96	97	95	93	95	93	92	90
3	105	100	95	92	103	98	94	91	96	92	90	93	90	88	91	89	87	85
4	101	94	90	86	99	93	89	86	91	88	85	89	86	84	87	85	83	81
5	97	90	85	81	95	89	84	81	87	83	80	86	82	80	84	81	79	78
6	93	86	81	77	92	85	80	77	84	79	76	82	79	76	81	78	75	74
7	90	82	77	74	89	81	77	73	80	76	73	79	75	73	78	75	72	71
8	87	79	74	70	86	78	74	70	77	73	70	76	72	70	75	72	69	68
9	84	76	71	68	83	75	71	67	74	70	67	74	70	67	73	69	67	66
10	81	73	68	65	80	73	68	65	72	68	65	71	67	65	70	67	64	63

Unified Glare Rating Table

Lum. Name: DL52-06-DW-04 2000K-3000K RA95 24D	Lum. Catelog:	Test ID: 01
Lamp Name:	Lamp Catalog: LED	Test Lab: Quality Deparment
Manufacture: Shenzhen Norming Lighting Co., Ltd	Test Machine:GON-2000	Test Date: 2021/11/11

Unified Glare Rating Table

Ceiling RCC	0.70	0.70	0.50	0.50	0.30	0.70	0.70	0.50	0.50	0.30
Wall RW	0.50	0.30	0.50	0.30	0.30	0.50	0.30	0.50	0.30	0.30
Floor RFC	0.20	0.20	0.20	0.20	0.20	0.20	0.20	0.20	0.20	0.20
Room Size	Vewed crosswise					Vewed endwise				
X=2H Y=2H	19.7	20.7	20.0	21.0	21.3	18.0	19.0	18.4	19.3	19.7
	19.7	20.6	20.1	21.0	21.3	17.9	18.8	18.3	19.2	19.5
	19.7	20.5	20.1	20.9	21.3	17.8	18.7	18.2	19.0	19.4
	19.6	20.3	20.0	20.7	21.1	17.7	18.5	18.1	18.9	19.3
	19.5	20.2	19.9	20.6	21.0	17.6	18.4	18.1	18.8	19.2
	19.4	20.1	19.9	20.5	21.0	17.6	18.3	18.0	18.7	19.1
X=4H Y=2H	19.5	20.4	19.9	20.7	21.1	17.8	18.7	18.3	19.1	19.4
	19.6	20.3	20.0	20.7	21.1	17.8	18.5	18.2	18.9	19.3
	19.5	20.2	20.0	20.6	21.1	17.7	18.3	18.1	18.7	19.2
	19.4	20.0	19.9	20.5	20.9	17.5	18.1	18.0	18.6	19.0
	19.4	19.9	19.8	20.3	20.8	17.5	18.0	18.0	18.5	18.9
	19.3	19.8	19.8	20.3	20.7	17.4	17.9	17.9	18.4	18.8
X=8H Y=4H	19.4	19.9	19.9	20.4	20.8	17.5	18.0	18.0	18.5	18.9
	19.3	19.7	19.8	20.2	20.7	17.4	17.8	17.9	18.3	18.8
	19.2	19.6	19.7	20.1	20.6	17.3	17.7	17.8	18.2	18.7
	19.1	19.5	19.7	20.0	20.6	17.2	17.6	17.8	18.1	18.7
X=12H Y=4H	19.3	19.8	19.8	20.3	20.8	17.4	17.9	17.9	18.4	18.9
	19.2	19.6	19.7	20.1	20.6	17.3	17.7	17.8	18.2	18.7
	19.1	19.5	19.7	20.0	20.6	17.2	17.6	17.8	18.1	18.7
Variations with the objverver position at spacings										
S=1.0H	1.6/-2.1					1.9/-2.7				
S=1.5H	2.6/-3.7					4.7/-6.4				
S=2.0H	3.2/-5.8					5.0/-14.6				
Reduced UGR Table:										
Nordic Standard Table:	BK0					BK0				
Correction Value	0.3					0.2				

o the CIE Pub.117, data has been corrected, refers to the lamp's lumens 8.2flm.

IES Indoor Report

Photometric Filename:DL52-06-DW-04 2000K-3000K RA95 24D.IES

Candela Tabulation

V/H	C0.0	C90.0	C180.0	C270.0
γ 0.0	1810.69	1810.69	1810.69	1810.69
γ 1.0	1811.82	1788.65	1793.99	1828.85
γ 2.0	1805.83	1749.41	1767.28	1836.95
γ 3.0	1791.26	1696.79	1729.92	1830.60
γ 4.0	1762.61	1627.75	1679.79	1805.81
γ 5.0	1721.68	1542.71	1616.28	1773.09
γ 6.0	1658.25	1447.31	1533.76	1727.96
γ 7.0	1578.10	1350.06	1437.44	1670.99
γ 8.0	1478.57	1245.90	1333.95	1592.37
γ 9.0	1374.86	1133.33	1225.78	1501.04
γ 10.0	1262.70	1011.44	1108.71	1399.31
γ 11.0	1146.87	883.61	985.82	1289.38
γ 12.0	1024.54	768.00	863.95	1173.37
γ 13.0	904.60	667.47	752.80	1049.16
γ 14.0	791.70	584.01	655.46	920.69
γ 15.0	689.73	514.06	573.87	795.93
γ 16.0	601.96	457.89	507.21	683.45
γ 17.0	527.78	410.67	453.50	590.19
γ 18.0	469.33	371.26	407.27	516.55
γ 19.0	422.03	337.72	367.60	455.23
γ 20.0	381.72	309.28	334.29	404.96
γ 21.0	347.83	284.09	305.81	362.00
γ 22.0	318.59	261.65	280.93	326.55
γ 23.0	293.18	240.47	258.26	296.08
γ 24.0	269.76	221.51	237.04	270.26
γ 25.0	249.37	203.71	217.73	246.64
γ 26.0	230.55	187.26	200.14	224.98
γ 27.0	212.93	172.25	183.90	205.44
γ 28.0	196.33	158.36	168.42	187.34
γ 29.0	180.66	145.49	154.08	170.76
γ 30.0	166.41	132.94	141.19	155.34
γ 31.0	153.53	120.41	129.18	141.04
γ 32.0	141.26	109.43	117.39	128.03
γ 33.0	127.54	99.63	106.01	116.69
γ 34.0	115.61	90.88	96.12	106.11
γ 35.0	105.22	83.04	87.29	95.74
γ 36.0	96.17	75.68	79.20	85.91
γ 37.0	88.07	68.82	71.89	77.63
γ 38.0	80.40	62.28	64.88	70.44
γ 39.0	73.54	56.17	58.57	64.24
γ 40.0	66.83	50.40	52.61	58.36
γ 41.0	60.66	43.23	47.02	53.02
γ 42.0	54.81	34.39	41.43	48.10
γ 43.0	48.98	26.37	33.72	43.58
γ 44.0	40.78	20.64	25.34	39.24
γ 45.0	32.09	16.90	19.43	34.60
γ 46.0	25.29	14.52	15.93	28.12

Candela Tabulation - (Cont.)

V/H	C0.0	C90.0	C180.0	C270.0
γ 47.0	20.81	13.06	13.71	22.28
γ 48.0	17.81	12.00	12.23	18.57
γ 49.0	15.89	11.12	11.23	16.25
γ 50.0	14.50	10.37	10.40	14.61
γ 51.0	13.42	9.64	9.77	13.41
γ 52.0	12.52	8.80	9.18	12.44
γ 53.0	11.72	8.10	8.62	11.66
γ 54.0	10.91	7.55	7.95	10.98
γ 55.0	9.98	7.11	7.49	10.32
γ 56.0	9.34	6.74	7.10	9.60
γ 57.0	8.80	6.32	6.76	8.95
γ 58.0	8.36	5.85	6.43	8.44
γ 59.0	7.95	5.33	6.01	8.05
γ 60.0	7.47	4.93	5.55	7.70
γ 61.0	6.94	4.58	5.11	7.31
γ 62.0	6.43	4.30	4.79	6.84
γ 63.0	5.97	4.03	4.51	6.36
γ 64.0	5.63	3.75	4.27	5.95
γ 65.0	5.33	3.44	4.04	5.63
γ 66.0	5.03	3.04	3.77	5.35
γ 67.0	4.70	2.48	3.44	5.10
γ 68.0	4.32	1.94	2.95	4.82
γ 69.0	3.80	1.52	2.36	4.50
γ 70.0	3.22	1.14	1.86	4.05
γ 71.0	2.70	0.82	1.46	3.46
γ 72.0	2.27	0.53	1.10	2.90
γ 73.0	1.89	0.29	0.78	2.44
γ 74.0	1.55	0.08	0.51	2.03
γ 75.0	1.26	0.00	0.28	1.68
γ 76.0	1.01	0.00	0.10	1.36
γ 77.0	0.79	0.00	0.00	1.10
γ 78.0	0.61	0.00	0.00	0.86
γ 79.0	0.44	0.00	0.00	0.67
γ 80.0	0.29	0.00	0.00	0.49
γ 81.0	0.17	0.00	0.00	0.34
γ 82.0	0.04	0.00	0.00	0.20
γ 83.0	0.00	0.00	0.00	0.07
γ 84.0	0.00	0.00	0.00	0.00
γ 85.0	0.00	0.00	0.00	0.00
γ 86.0	0.00	0.00	0.00	0.00
γ 87.0	0.00	0.00	0.00	0.00
γ 88.0	0.00	0.00	0.00	0.00
γ 89.0	0.00	0.00	0.00	0.00
γ 90.0	0.00	0.00	0.00	0.00
γ 91.0	0.00	0.00	0.00	0.00
γ 92.0	0.00	0.00	0.00	0.00
γ 93.0	0.00	0.00	0.00	0.00

Candela Tabulation - (Cont.)

V/H	C0.0	C90.0	C180.0	C270.0
γ 94.0	0.00	0.00	0.00	0.00
γ 95.0	0.00	0.00	0.00	0.00
γ 96.0	0.00	0.00	0.00	0.00
γ 97.0	0.00	0.00	0.00	0.00
γ 98.0	0.00	0.00	0.00	0.00
γ 99.0	0.00	0.00	0.00	0.00
γ 100.0	0.00	0.00	0.00	0.00
γ 101.0	0.00	0.00	0.00	0.00
γ 102.0	0.00	0.00	0.00	0.00
γ 103.0	0.00	0.00	0.00	0.00
γ 104.0	0.00	0.00	0.00	0.00
γ 105.0	0.00	0.00	0.00	0.00
γ 106.0	0.00	0.00	0.00	0.00
γ 107.0	0.00	0.00	0.00	0.00
γ 108.0	0.00	0.00	0.00	0.00
γ 109.0	0.00	0.00	0.00	0.00
γ 110.0	0.00	0.00	0.00	0.00
γ 111.0	0.00	0.00	0.00	0.00
γ 112.0	0.00	0.00	0.00	0.00
γ 113.0	0.00	0.00	0.00	0.00
γ 114.0	0.00	0.00	0.00	0.00
γ 115.0	0.00	0.00	0.00	0.00
γ 116.0	0.00	0.00	0.00	0.00
γ 117.0	0.00	0.00	0.00	0.00
γ 118.0	0.00	0.00	0.00	0.00
γ 119.0	0.00	0.00	0.00	0.00
γ 120.0	0.00	0.00	0.00	0.00
γ 121.0	0.00	0.00	0.00	0.00
γ 122.0	0.00	0.00	0.00	0.00
γ 123.0	0.00	0.00	0.00	0.00
γ 124.0	0.00	0.00	0.00	0.00
γ 125.0	0.00	0.00	0.00	0.00
γ 126.0	0.00	0.00	0.00	0.00
γ 127.0	0.00	0.00	0.00	0.00
γ 128.0	0.00	0.00	0.00	0.00
γ 129.0	0.00	0.00	0.00	0.00
γ 130.0	0.00	0.00	0.00	0.00
γ 131.0	0.00	0.00	0.00	0.00
γ 132.0	0.00	0.00	0.00	0.00
γ 133.0	0.00	0.00	0.00	0.00
γ 134.0	0.00	0.00	0.00	0.00
γ 135.0	0.00	0.00	0.00	0.00
γ 136.0	0.00	0.00	0.00	0.00
γ 137.0	0.00	0.00	0.00	0.00
γ 138.0	0.00	0.00	0.00	0.00
γ 139.0	0.00	0.00	0.00	0.00
γ 140.0	0.00	0.00	0.00	0.00

Candela Tabulation - (Cont.)

V/H	C0.0	C90.0	C180.0	C270.0
γ 141.0	0.00	0.00	0.00	0.00
γ 142.0	0.00	0.00	0.06	0.00
γ 143.0	0.00	0.00	0.17	0.00
γ 144.0	0.00	0.00	0.27	0.08
γ 145.0	0.04	0.10	0.38	0.19
γ 146.0	0.14	0.21	0.48	0.29
γ 147.0	0.25	0.31	0.58	0.40
γ 148.0	0.35	0.39	0.67	0.49
γ 149.0	0.45	0.48	0.78	0.60
γ 150.0	0.55	0.55	0.85	0.69
γ 151.0	0.63	0.63	0.93	0.77
γ 152.0	0.72	0.69	0.99	0.85
γ 153.0	0.81	0.77	1.06	0.92
γ 154.0	0.87	0.81	1.11	0.97
γ 155.0	0.94	0.86	1.16	1.04
γ 156.0	1.00	0.91	1.19	1.08
γ 157.0	1.05	0.95	1.24	1.13
γ 158.0	1.10	1.00	1.27	1.17
γ 159.0	1.14	1.03	1.31	1.20
γ 160.0	1.19	1.07	1.33	1.24
γ 161.0	1.23	1.10	1.37	1.27
γ 162.0	1.26	1.13	1.38	1.31
γ 163.0	1.29	1.15	1.41	1.33
γ 164.0	1.32	1.18	1.42	1.35
γ 165.0	1.34	1.20	1.43	1.37
γ 166.0	1.36	1.20	1.44	1.39
γ 167.0	1.38	1.21	1.44	1.41
γ 168.0	1.39	1.22	1.43	1.41
γ 169.0	1.39	1.21	1.43	1.42
γ 170.0	1.40	1.22	1.41	1.43
γ 171.0	1.38	1.22	1.39	1.42
γ 172.0	1.38	1.22	1.38	1.43
γ 173.0	1.38	1.22	1.37	1.41
γ 174.0	1.37	1.23	1.35	1.41
γ 175.0	1.37	1.24	1.35	1.40
γ 176.0	1.37	1.26	1.36	1.41
γ 177.0	1.36	1.30	1.34	1.42
γ 178.0	1.37	1.31	1.36	1.42
γ 179.0	1.36	1.32	1.35	1.42
γ 180.0	1.37	1.37	1.37	1.37